

VENTURE DESIGN

HOME & INTERIOR



1019-408

Lexi Hanging chair










Monteringsanvisning - Assemblyinstruction - Einbauzeichnung



1019-408 LEXI HANGING CHAIR ASSEMBLE INSTRUCTION

1SET=1PC BASKET+ 1PC CURVED ROD +1PC FRAME +1PC CUSION+1PC HARDWARE PACK



NO	Picture	Qty	NO	Picture	QTY
A		1PC	G		1PC
B		1PC	H		1PC
C		1PC	I		1PC
D		1PC			
E		2PCS			
F		1PC			

PLEASE KINDLY NOTE THAT AFTER ASSEMBLED. THEN TIGHTEN ALL THE SCREWS!
IF YOU FELL IT'S HARD TO SCREW IN,PLEASE TAKE BACK A UTTLE,THEN TRY AGAIN!

1019-408 Assembly Instruction

Thank you for purchasing this quality product. Be sure to check all the packing material carefully for smart parts, which may have come loose inside the carton during shipment. Count all the parts and hardware, compare with the parts list below to be sure all the parts are present.

