

# Q5xr



## PACKAGING



# 1000 LUMENS

## SPECIFICATIONS



Li-ion



280 m



177 g



12° - 70°

## WHAT'S IN THE BOX

TORCH



POUCH



STRAP



USB-CABLE




CHARGER



BATTERY



MANUAL



## UNIQUE SELLING POINTS (USP)

### SMART INTERNAL CHARGING

The USB connected charger for the Q5xr is designed to be mounted hanging on a wall or installed in a vehicle, making it effortless to hang in your Q5xr for charging.

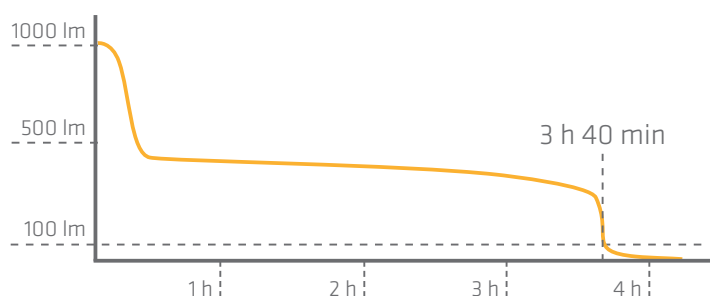
### DIMMING + MEMORY

The new electronic task switch combined with our new dimming control, offers simple and stepless power adjustment from 1'000 down to 1 lumen. It memorizes the last used light output and upon one single click it activates maximum power again.

### HIGH CAPACITY BATTERY

The battery inside the Q5xr is a high capacity 18650 Li-ion cell with 3300 mAh of capacity. The large battery capacity is essential as the battery is charged inside the torch, and therefore it is able to power the light for a long time before it needs recharging.

## LIGHT CURVE AND RUNTIMES



MAX	1000 <small>LUMENS</small>	3 h   40 min
DIMMING	1000 <small>LUMENS</small>	3 <sup>40</sup> -950 h

# SPECIFICATIONS

<b>LED / Focus configuration:</b>	1 CREE Power Chip / Sliding Hyperfocus™
<b>Case Material / Surface Treatment:</b>	Anodized, High Strength Aluminium
<b>Case Color:</b>	Anthracite Dark Grey
<b>Switch:</b>	Electronic Switch With Solid Silicone Cover - Switch At Rear
<b>Dimensions:</b>	L: 157mm, ø: 39mm
<b>Weight incl. battery:</b>	177g
<b>Ingress Protection Rating:</b>	Splash Waterproof IPx4
<b>Temperature:</b>	-20°C to +35°C

# ELECTRONICS

<b>Built in Controller:</b>	Yes, dimmable
<b>Standard Power Source:</b>	1 x 18650 Li-ion (12.21 Wh)
<b>Beam / Distance:</b>	Variable from Spot to Floodlight / 280 Meters
<b>Luminous Flux:</b>	Max: 1000 lm / Dim: 1000-1 lm
<b>Lighting Time:</b>	Max: 3h 40m / Dim: 950h
<b>Accessories included:</b>	Pro. Quality Pouch with Velcro and Press Stud, Strap, USB cable and Wall Charger

# PACKAGING

<b>Customs Tariff Number:</b>	8513 1000
<b>Packaging:</b>	Presentation tube
<b>Single Box Content / Size / Weight:</b>	1 pcs, height/diameter, 18 x 9.7 cm / 367 g
<b>Master Box Content / Size / Weight:</b>	32 pcs, 41 x 41 x 39.5 cm / 12.5 kg
<b>Order's Address:</b>	info@suprabeam.com

# FEATURES



## INTELLIGENT LIGHT CONTROL (ILC)

Our intelligent light control lets you switch between different light outputs



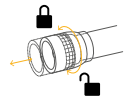
## COOLING CORE

The high strength aluminium cooperates with the "heatsink" to cool off the LED



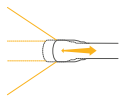
## WATER RESISTENT - IPX4

This IP-rating indicates that your product is water resistant



## FOCUS LOCK

Improved Focus Lock-function to prevent unwanted sliding



## SLIDING FOCUS

Focus from wide floodlight to narrow spot light with the one handed sliding focus



## RECHARGEABLE

Rechargeable products will prevent you from using and throwing away alkaline batteries



## INTERNAL FAST CHARGING

The wall charger is designed to be mounted hanging on a wall or installed in a vehicle



## ELECTRONIC DIMMING

Our electronic dimming lets you dim the light to the desired level with ease